



Mercedes-Benz

Supplemental Restraint System



These technical training materials are current as of the date noted on the materials, and may be revised or updated without notice. Always check for revised or updated information.

To help avoid personal injury to you or others, and to avoid damage to the vehicle on which you are working, you must always refer to the latest Mercedes- Benz Technical Publication and follow all pertinent instructions when testing, diagnosing or making repair. Illustrations and descriptions in this training reference are based on preliminary information and may not correspond to the final US version vehicles. Refer to the official introduction manual and WIS when available.

Copyright Mercedes- Benz USA, LLC, 2001

Reproduction by any means or by any information storage and retrieval system or translation in whole or part is not permitted without written authorization from Mercedes- Benz USA, LLC or its successors.

Published by Mercedes- Benz USA, LLC

Printed in U. S.A.


SRS Changes

- New SRS control module
- Side impact sensors (A53/1, A53/2)
- Side window bags
- Disposal ignition of dual stage bags
- Child Seat Anchors

Side Impact Sensors



Window (Curtain) Airbags




Disposal Ignition of Dual Airbags



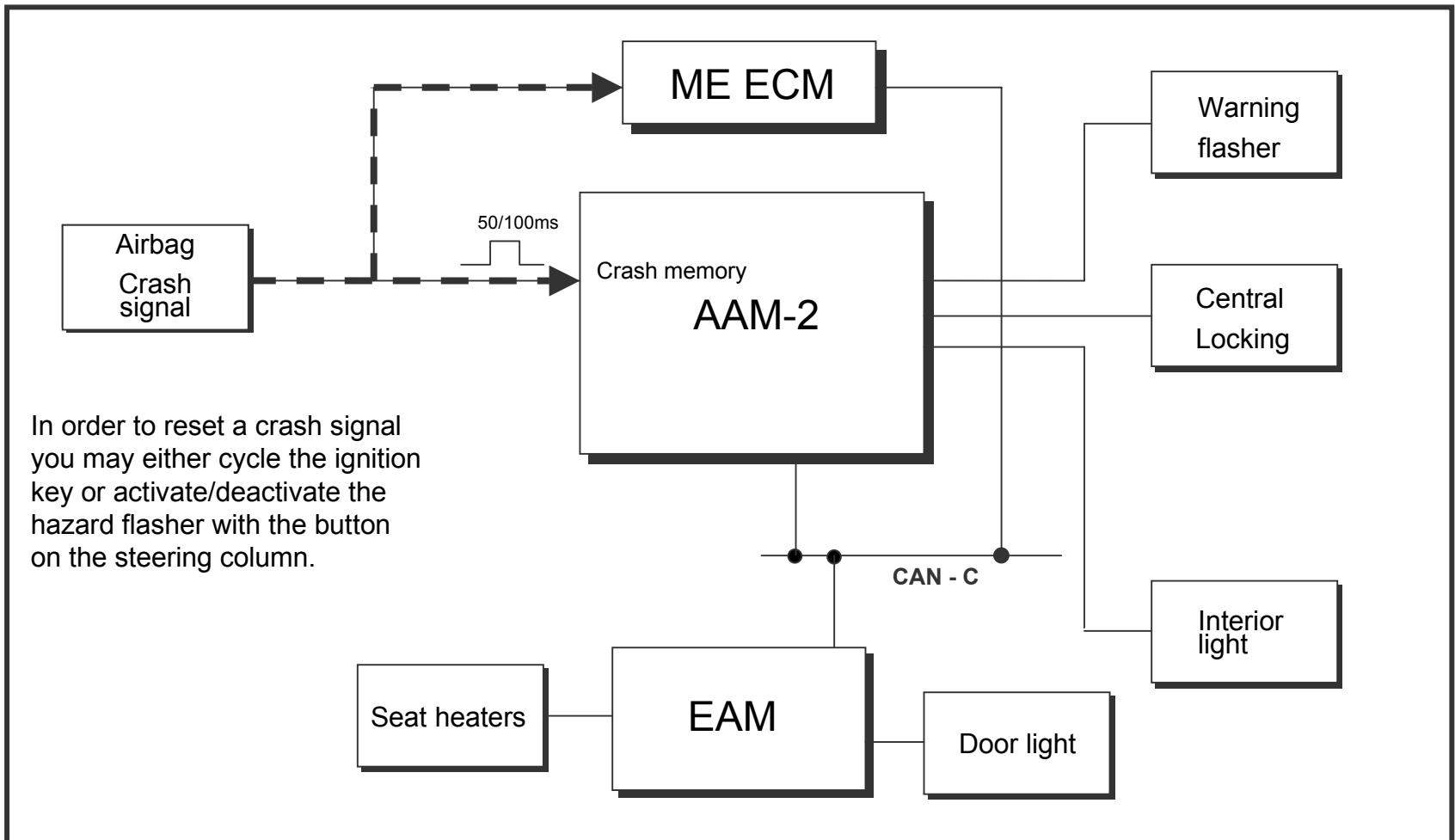
After a collision that requires only the first stage of the airbags, the second stage of airbag will ignite after a brief delay.

Child Seat Anchors

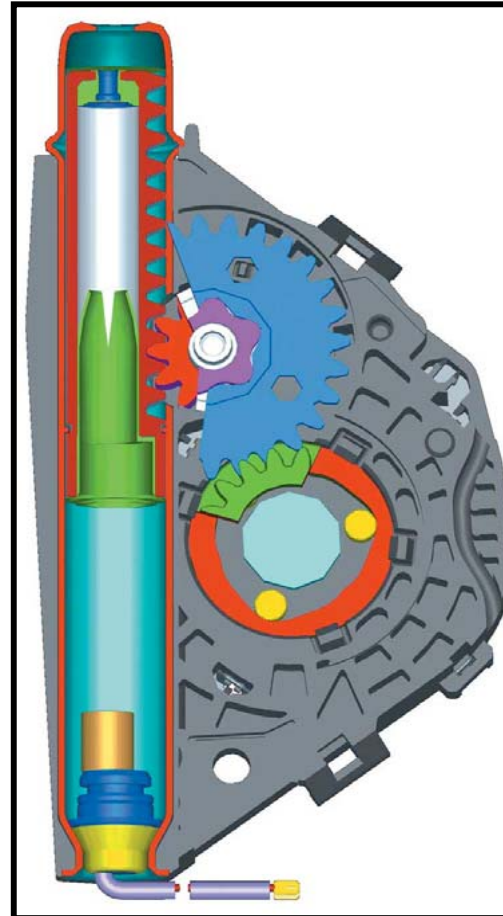
- Both outer rear seats are equipped with child seat anchors.
- Third row seats also equipped with anchors.
- Anchors welded directly to the seat frames.



SRS Networking



ETRs



Although not new, here is a little information on the M-Class ETRs.

The ETRs use a gear type of mechanism to remove the slack in the belt.

Acronyms used in this document:

AAM - All Activity Module
EAM- Extended Activity Module
ETR - Emergency Tensioning Retractor
SRS - Supplemental Restrain System